

Kindergarten Visual Art

Introduction to Line

Liz Brett

Art Educator K-5

HDES



**This Kindergarten visual art unit demonstrates
how visual art can support**

- specific grade level content
knowledge & skill development**

- common core ‘big ideas’ (habits of mind and
practice which can serve us throughout our
lives)**

The unit begins with the story of ‘Little Dot’, a character who is blown this way and that on a snowy, blustery day, to create a variety of lines in the snow.

Little Dot Goes Out to Play

Just like you, Little Dot started out very small. But.....he grew and grew and grew....until he became a line! One day he decided to go out and explore the world. It was a wintry day and when he stepped outside the wind took hold of him and blew him this way and that away but Little Dot thought this great fun and he began to run as fast as he could through the snow which had begun to fall. He ran into the woods and in and out of the trees then Little Dot began to skip, skippety-skip, skippety-skip and then to jump for joy in the fluffy white snow. Little dot looked down and there he saw in the snow the tracks he had made in his play. He saw dashes and loops, he saw zig-zags and swirls and he laughed with glee.....what other patterns can I make in the snow he thought? He twirled around and began to dance and slip and slide.....can you imagine the line patterns he made? What patterns would you like to make in the snow?"

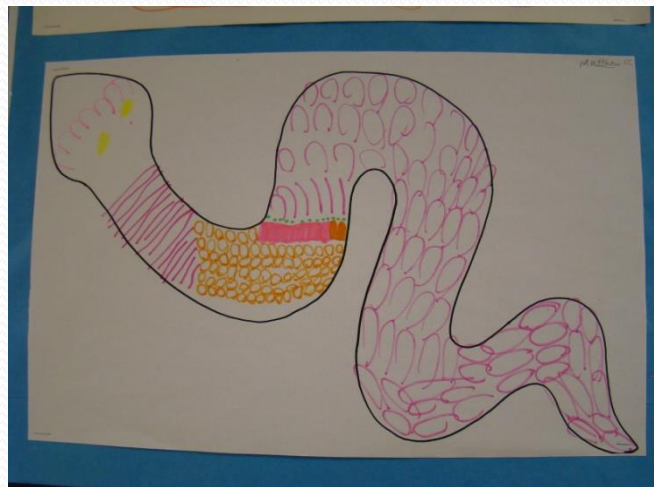

The children create their own versions of the story using lines to represent movement.



The next step is to name these lines after practice drawing them in the air, walking them and even drawing them 'giant sized' with water and chalk on the blacktop.



In the next lesson the children use their knowledge of lines to create a beautiful patterned skin for Salome the 'Slippery, Slithery Snake' who was sad because she had lost her colorful coat.





**I saw a slippery, slithery snake
slide through the grasses
making them shake.**



**He looked at me with his beady eye
“Get out of my pretty green garden!” said I
“s-s-s”, said the slithery snake**

as he slid through the grasses making them shake

**“I’ve lost my lines, I’ve lost my spots,
my zig-zags, spirals, loops and dots. Please help me find my
patterns and colors
so I can be beautiful like all the others!”**

**“S-s-s”, said the slithery snake
as he slid through the grasses
making them shake.**

We then move on to tracing outlines to form shapes using the overhead projector and to manipulating materials such as yarn and paper strips to create 'three dimensional' line.



Finally this connection between line and shape is developed to create 'House Mouse' a character who visually evolves from a house into a mouse in the process of the drawing. This 'simple shape' drawing technique is one that we will refine again and again as drawing skills become more sophisticated over the years.



This unit not only introduces and explores such concepts fundamental to visual art such as line, shape and pattern but promotes and develops skills in (for example);

- **problem solving**
- **perseverance**
- **experimentation**
- **spatial awareness**

Knowledge and skill with the element of line build a strong foundation for writing and establish an understanding of shape manipulation & relationships so important in fields like engineering and architecture.

The unit incorporates both narrative writing and poetry. Such characterization of concepts helps students retain and transfer their knowledge.

Please visit the display in the Bailey/'Electric' Wing!

