



School Budget Form: Hillsboro-Deering

(RSA 21-J:34)

Appropriations and Estimates of Revenue for the Fiscal Year from:

July 1, 2017 to June 30, 2018

Form Due Date: 20 days after meeting

This form was posted with the warrant on: 2/20/17 (as ammended 2/6/17)

For Assistance Please Contact:

NH DRA Municipal and Property Division




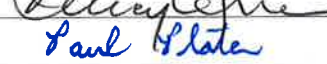

Phone: (603) 230-5090

Fax: (603) 230-5947

<http://www.revenue.nh.gov/mun-prop/>

SCHOOL BOARD CERTIFICATION

Under penalties of perjury, I declare that I have examined the information contained in this form and to the best of my belief it is true, correct and complete.

School Board Members	
Printed Name	Signature
Richard Pelletier	
Steve Hahn	
Christopher Bober	
Nancy Egner	
Paul Plater	

This form must be signed, scanned, and uploaded to the Municipal Tax Rate Setting Portal:

<https://www.proptax.org/>

Appropriations

Account Code	Purpose of Appropriation	Warrant Article #	Expenditures Prior Year	Appropriations Current Year as Approved by DRA	Appropriations Ensuing FY (Recommended)	Appropriations Ensuing FY (Not Recommended)
Instruction						
1100-1199	Regular Programs	03	\$7,725,537	\$7,758,074	\$8,363,484	\$0
1200-1299	Special Programs	03	\$4,437,493	\$4,699,635	\$4,487,918	\$0
1300-1399	Vocational Programs	03	\$30,507	\$50,000	\$55,000	\$0
1400-1499	Other Programs	03	\$252,794	\$268,574	\$297,169	\$0
1500-1599	Non-Public Programs		\$0	\$0	\$0	\$0
1600-1699	Adult/Continuing Education Programs		\$0	\$0	\$0	\$0
1700-1799	Community/Junior College Education Programs		\$0	\$0	\$0	\$0
1800-1899	Community Service Programs		\$0	\$0	\$0	\$0
Support Services						
2000-2199	Student Support Services	03	\$1,592,222	\$1,789,553	\$1,921,395	\$0
2200-2299	Instructional Staff Services	03	\$889,126	\$877,465	\$1,018,576	\$0
General Administration						
0000-0000	Collective Bargaining		\$0	\$0	\$0	\$0
2310 (840)	School Board Contingency		\$0	\$0	\$0	\$0
2310-2319	Other School Board	03	\$115,348	\$131,508	\$132,704	\$0
Executive Administration						
2320 (310)	SAU Management Services		\$808,404	\$811,866	\$0	\$0
2320-2399	All Other Administration	03	\$153,448	\$191,700	\$171,600	\$0
2400-2499	School Administration Service	03	\$1,035,132	\$1,097,625	\$1,129,722	\$0
2500-2599	Business	03	\$10,074	\$15,000	\$15,000	\$0
2600-2699	Plant Operations and Maintenance	03	\$1,812,365	\$2,057,611	\$2,137,896	\$0
2700-2799	Student Transportation	03	\$761,604	\$770,723	\$809,976	\$0
2800-2999	Support Service, Central and Other		\$0	\$0	\$0	\$0
Non-Instructional Services						
3100	Food Service Operations		\$613,522	\$646,000	\$0	\$0
3200	Enterprise Operations		\$0	\$0	\$0	\$0
Facilities Acquisition and Construction						
4100	Site Acquisition		\$0	\$0	\$0	\$0
4200	Site Improvement		\$0	\$0	\$0	\$0
4300	Architectural/Engineering		\$0	\$0	\$0	\$0
4400	Educational Specification Development		\$0	\$0	\$0	\$0
4500	Building Acquisition/Construction		\$0	\$0	\$0	\$0
4600	Building Improvement Services		\$0	\$0	\$0	\$0
4900	Other Facilities Acquisition and Construction		\$0	\$0	\$0	\$0
Other Outlays						
5110	Debt Service - Principal	03	\$735,000	\$735,000	\$735,000	\$0
5120	Debt Service - Interest	03	\$238,468	\$206,495	\$173,788	\$0
Fund Transfers						
5220-5221	To Food Service	03	\$75,000	\$75,000	\$75,000	\$0
5222-5229	To Other Special Revenue		\$1,493,319	\$1,109,500	\$0	\$0
5230-5239	To Capital Projects		\$0	\$0	\$0	\$0
5254	To Agency Funds		\$0	\$0	\$0	\$0

Account Code	Purpose of Appropriation	Warrant Article #	Expenditures Prior Year	Appropriations Current Year as Approved by DRA	Appropriations Ensuing FY (Recommended)	Appropriations Ensuing FY (Not Recommended)
5310	To Charter Schools		\$0	\$0	\$0	\$0
5390	To Other Agencies		\$0	\$0	\$0	\$0
9990	Supplemental Appropriation		\$0	\$0	\$0	\$0
9992	Deficit Appropriation		\$0	\$0	\$0	\$0
Total Proposed Appropriations			\$22,779,363	\$23,291,329	\$21,524,228	\$0

Special Warrant Articles

Account Code	Purpose of Appropriation	Warrant Article #	Expenditures Prior Year	Appropriations Current Year as Approved by DRA	Appropriations Ensuing FY (Recommended)	Appropriations Ensuing FY (Not Recommended)
5251	To Capital Reserve Fund		\$0	\$0	\$0	\$0
5253	To Non-Expendable Trust Fund		\$0	\$0	\$0	\$0
5252	To Expendable Trusts/Fiduciary Funds	08	\$0	\$0	\$100,000	\$0
Purpose: Purchase new, or replace technology						
5252	To Expendable Trusts/Fiduciary Funds	09	\$0	\$0	\$50,000	\$0
Purpose: Fund Special Education Expendable Fund						
5252	To Expendable Trusts/Fiduciary Funds	10	\$0	\$0	\$50,000	\$0
Purpose: Funding for Roof Repair or Replacement						
5252	To Expendable Trusts/Fiduciary Funds	11	\$0	\$0	\$50,000	\$0
Purpose: Fund for Paving Repairs and Replacement						
Special Articles Recommended			\$0	\$0	\$250,000	\$0

Individual Warrant Articles

Account Code	Purpose of Appropriation	Warrant Article #	Expenditures Prior Year	Appropriations Current Year as Approved by DRA	Appropriations Ensuing FY (Recommended)	Appropriations Ensuing FY (Not Recommended)
1200-1299	Special Programs	06	\$0	\$0	\$162,922	\$0
Purpose: Support Staff Collective Bargaining Agreement						
2320 (310)	SAU Management Services	05	\$0	\$0	\$814,000	\$0
Purpose: Appropriation for SAU Budget						
3100	Food Service Operations	04	\$0	\$0	\$617,300	\$0
Purpose: Appropriation for Food Service and Federal/State P						
5222-5229	To Other Special Revenue	04	\$0	\$0	\$1,074,576	\$0
Purpose: Appropriation for Food Service and Federal/State P						
Individual Articles Recommended			\$0	\$0	\$2,668,798	\$0

Revenues

Account Code	Source of Revenue	Warrant Article #	Actual Revenues Prior Year	Revised Revenues Current Year	Estimated Revenues Ensuing Fiscal Year
Local Sources					
1300-1349	Tuition	03	\$1,586,324	\$1,649,800	\$1,590,719
1400-1449	Transportation Fees	03	\$9,038	\$15,000	\$15,000
1500-1599	Earnings on Investments		\$0	\$0	\$0
1600-1699	Food Service Sales	04	\$245,696	\$228,000	\$240,000
1700-1799	Student Activities		\$0	\$0	\$0
1800-1899	Community Services Activities		\$0	\$0	\$0
1900-1999	Other Local Sources	03	\$30,000	\$30,000	\$40,000
State Sources					
3210	School Building Aid	03	\$369,132	\$342,731	\$342,730
3215	Kindergarten Building Aid		\$0	\$0	\$0
3220	Kindergarten Aid		\$0	\$0	\$0
3230	Catastrophic Aid	03	\$312,676	\$295,847	\$100,000
3240-3249	Vocational Aid		\$0	\$0	\$0
3250	Adult Education		\$0	\$0	\$0
3260	Child Nutrition	04	\$6,346	\$6,000	\$6,000
3270	Driver Education		\$0	\$0	\$0
3290-3299	Other State Sources		\$0	\$0	\$0
Federal Sources					
4100-4539	Federal Program Grants	04	\$1,146,883	\$1,214,600	\$1,074,576
4540	Vocational Education		\$0	\$0	\$0
4550	Adult Education		\$0	\$0	\$0
4560	Child Nutrition	04	\$359,907	\$350,000	\$296,300
4570	Disabilities Programs		\$0	\$0	\$0
4580	Medicaid Distribution	03	\$205,153	\$75,000	\$125,000
4590-4999	Other Federal Sources (non-4810)		\$15,042	\$0	\$0
4810	Federal Forest Reserve		\$0	\$0	\$0
Other Financing Sources					
5110-5139	Sale of Bonds or Notes		\$0	\$0	\$0
5140	Reimbursement Anticipation Notes		\$0	\$0	\$0
5221	Transfers from Food Service Special Revenues Fund		\$0	\$75,000	\$0
5222	Transfer from Other Special Revenue Funds		\$0	\$0	\$0
5230	Transfer from Capital Project Funds		\$0	\$0	\$0
5251	Transfer from Capital Reserve Funds		\$0	\$0	\$0
5252	Transfer from Expendable Trust Funds		\$0	\$0	\$0
5253	Transfer from Non-Expendable Trust Funds		\$0	\$0	\$0
5300-5699	Other Financing Sources	04	\$0	\$0	\$75,000
9997	Supplemental Appropriation (Contra)		\$0	\$0	\$0
9998	Amount Voted from Fund Balance	09, 11, 10	\$0	\$0	\$150,000
9999	Fund Balance to Reduce Taxes		\$0	\$0	\$0
Total Estimated Revenues and Credits			\$4,286,197	\$4,281,978	\$4,055,325

Budget Summary

Item	Current Year	Ensuing Year
Operating Budget Appropriations Recommended	\$20,560,677	\$21,524,228
Special Warrant Articles Recommended	\$200,000	\$250,000
Individual Warrant Articles Recommended	\$2,730,652	\$2,668,798
TOTAL Appropriations Recommended	\$23,491,329	\$24,443,026
Less: Amount of Estimated Revenues & Credits	\$4,123,856	\$4,055,325
Less: Amount of State Education Tax/Grant	\$7,662,254	\$7,507,772
Estimated Amount of Taxes to be Raised	\$11,705,219	\$12,879,929